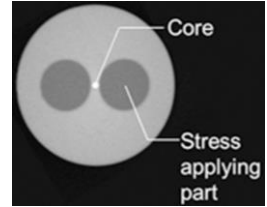


PANDA Fiber Φ80 μm cladding band PANDA

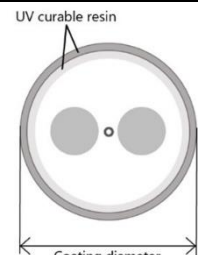
Fujikura PANDA fibers (Polarization-maintaining AND Absorption-reducing fiber) have a superior optical property in polarization-maintaining because of the symmetrical accuracy in cross section and the uniform constitution of stress applying parts. Based on Fujikura's fiber technology, PANDA fibers have a universal quality with not only low polarization crosstalk and low attenuation but also the broad suitability for fusion splice or optical connector.



Features

- Small diameter cladding
- Product for small bending radius
- Low polarization crosstalk and low attenuation
- RoHS compliant

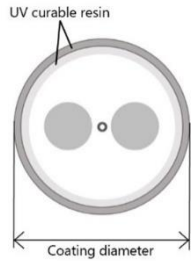
Specifications

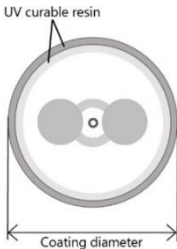
	RCHA85-PS-U17D	RCSM98-PS-U17D	RCSM13-PS-U17D
Wavelength band	850 nm band	980 nm band	1310 nm band
Mode field diameter (μm)	3.5 ± 0.5 @ 850 nm	6.0 ± 0.5 @ 980 nm	8.2 ± 0.5 @ 1310 nm
Concentricity error (μm)	≤ 0.5		
Cladding diameter(Major diameter) (μm)	80 ± 1		
Attenuation (dB/km)	≤ 3.5 @ 850 nm	≤ 2.5 @ 980 nm	≤ 2.0 @ 1310 nm
Cutoff wavelength (nm)	650 – 800	870 – 950	1100 – 1250
Polarization crosstalk (dB/100m)	≤ -30 @ 850 nm	≤ -25 @ 980 nm	≤ -25 @ 1310 nm
Beat length (mm)	≤ 2.0	1.4 – 2.6	2.0 – 3.5
Minimum bending radius	1 % proof test level: R15 mm(*1) / 2 % proof test level: R15 mm		
Coating material	UV curable resin		
Coating diameter (μm)	165 ± 10		
Cross-section image	 <p>The diagram shows a cross-section of the fiber with two cores and two stress-applying parts. Labels include 'UV curable resin' pointing to the outer layer and 'Coating diameter' with a dimension line across the bottom.</p>		

*1. 1% proof test level is standard. 2% proof test level is available, and code 'H' is added at the end of the product name. (e.g., RCSM15-PS-U17D-H)



Contact us

	RCSM14-PS-U17D	RCSM15-PS-U17D	RCHA15-PS-U17D
Wavelength band	1400 nm band	1550 nm band	1550 nm band
Mode field diameter (μm)	9.0 ± 0.5 @ 1450 nm	9.5 ± 0.5 @ 1550 nm	6.0 ± 1.0 @ 1550 nm
Concentricity error (μm)	≤ 0.5		
Cladding diameter (Major diameter) (μm)	80 ± 1		
Attenuation (dB/km)	≤ 2.0 @ 1450 nm	≤ 2.0 @ 1550 nm	≤ 3.0 @ 1550 nm
Cutoff wavelength (nm)	1200 – 1380	1290 – 1450	1290 – 1500
Polarization crosstalk (dB/100m)	≤ -25 @ 1450 nm	≤ -25 @ 1550 nm	≤ -30 @ 1550 nm
Beat length (mm)	2.3 – 4.2	2.5 – 4.5	≤ 3.7
Minimum bending radius	1 % proof test level: R15 mm(*1) / 2 % proof test level: R15 mm		
Coating material	UV curable resin		
Coating diameter (μm)	165 ± 10		
Cross-section image			

	RCBI13-PX-U17D	RCBI15-PX-U17D
Wavelength band	1310 nm band	1550 nm band
Mode field diameter (μm)	7.4 ± 0.5 @ 1310 nm	8.6 ± 0.4 @ 1550 nm
Concentricity error (μm)	≤ 0.5	
Cladding diameter(Major diameter) (μm)	80 ± 1	
Attenuation (dB/km)	≤ 3.0 @ 1310 nm	≤ 3.0 @ 1550 nm
Cutoff wavelength (nm)	≤ 1250	≤ 1500
Bending attenuation (dB, R5mm x 10 turns)	≤ 0.1 @ 1310 nm	≤ 0.1 @ 1550 nm
Bending polarization crosstalk (dB, R5mm x 10 turns)	≤ -30 @ 1310 nm	≤ -30 @ 1550 nm
Beat length (mm)	≤ 3.0 @ 1310 nm	≤ 3.5 @ 1550 nm
Minimum bending radius	2 % proof test level: R5 mm	
Coating material	UV curable resin	
Coating diameter (μm)	165 ± 10	165 ± 15
Cross-section image		



Contact us