


Specialty Fibers

PANDA	1550nm band PANDA
	1550nm band bend insensitive PANDA(15mm)
	1550nm band bend insensitive PANDA(7.5mm)
	1550nm band bend insensitive PANDA(5mm)
	1400nm band PANDA
	1310nm band PANDA
	980nm band PANDA
	850nm band PANDA
	630nm band PANDA
	530nm band PANDA
	480nm band PANDA
	0.41nm band PANDA
	RGB band PANDA
	φ80μm cladding PANDA
Polyimide coated PANDA	
TEC	TEC PANDA fiber with heat resistant coating
	TEC SM fiber with heat resistant coating
Heat-Resistant	PANDA fiber with heat resistant coating
	High temperature resistant acrylate fiber
Image	FIGH series N type
	FIGH series G type
	FIGH series S type
	FIGH series PI type
Large Core	S series High OH
	SB series Low OH
	G series
Other	Single Mode fiber(850nm band)



PANDA Fiber 1500 nm band

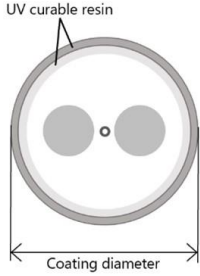
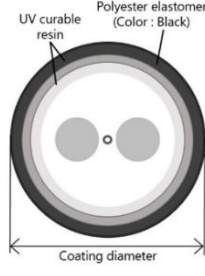
Fujikura PANDA fibers (Polarization-maintaining AND Absorption-reducing fiber) have a superior optical property in polarization-maintaining because of the symmetrical accuracy in cross section and the uniform constitution of stress applying parts. Based on Fujikura's fiber technology, PANDA fibers have a universal quality with not only low polarization crosstalk and low attenuation but also the broad suitability for fusion splice or optical connector.



Features

- Suitable for 1550 nm band
- Low polarization crosstalk and low attenuation
- RoHS compliant

Specifications

	SM15-PS-U25D	SM15-PS-U40D	SM15-PS-H90D
Wavelength band	1550 nm band		
Mode field diameter (μm)	10.5 ± 0.5 @ 1550 nm		
Concentricity error (μm)	≤ 0.5		
Cladding diameter(Major diameter) (μm)	125 ± 1		
Attenuation (dB/km)	≤ 0.5 @ 1550 nm		
Cutoff wavelength (nm)	1300 – 1440		
Polarization crosstalk (dB/100m)	≤ -30 @ 1550 nm		
Beat length (mm)	3.0 – 5.0 @ 1550 nm		
Minimum bending radius	1 % proof test level: R30 mm(*1) / 2 % proof test level: R20 mm		
Coating material	UV curable resin		UV curable resin/ Polyester elastomer (Color : Black)
Coating diameter (μm)	245 ± 15	400 ± 15	900 ± 100
Cross-section image			


*1. 1% proof test level is standard. 2% proof test level is available, and code '-H' is added at the end of the product name. (e.g., SM15-PS-U25D-H)



Contact us

PANDA Fiber 1550 nm band bend insensitive PANDA (Bending radius 15 mm)

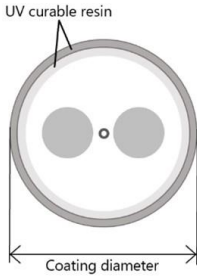
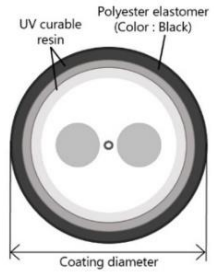
Fujikura PANDA fibers (Polarization-maintaining AND Absorption-reducing fiber) have a superior optical property in polarization-maintaining because of the symmetrical accuracy in cross section and the uniform constitution of stress applying parts. Based on Fujikura's fiber technology, PANDA fibers have a universal quality with not only low polarization crosstalk and low attenuation but also the broad suitability for fusion splice or optical connector.



Features

- Suitable for 1550 nm band
- Small bending radius (R15 mm)
- Low polarization crosstalk and low attenuation
- RoHS compliant

Specifications

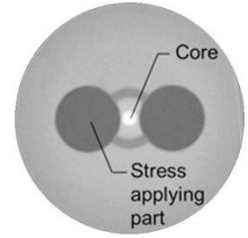
	SRSM15-PX-U25D-H	SRSM15-PX-U40D-H	SRSM15-PX-H50D-H	SRSM15-PX-H90D-H
Wavelength band	1550 nm band			
Mode field diameter (μm)	9.5 ± 0.4 @ 1550 nm			
Concentricity error (μm)	≤ 0.5			
Cladding diameter(Major diameter) (μm)	125 ± 1			
Attenuation (dB/km)	≤ 0.5 @ 1550 nm			
Cutoff wavelength (nm)	≤ 1440			
Bending attenuation (dB, Φ30 mm × 10 turns)	≤ 0.5 @ 1550 nm			
Polarization crosstalk (dB/100m)	≤ -30 @ 1550 nm		≤ -25 @ 1550 nm	≤ -30 @ 1550 nm
Bending polarization crosstalk (dB, Φ30 mm×10 turns)	≤ -30 @ 1550 nm		≤ -25 @ 1550 nm	≤ -30 @ 1550 nm
Beat length (mm)	2.0 – 5.0 @ 1550 nm			
Minimum bending radius	2 % proof test level: R15 mm			
Coating material	UV curable resin		UV curable resin/Polyester elastomer (Color : Black)	
Coating diameter (μm)	245 ± 15	400 ± 15	500 ± 50	900 ± 100
Cross-section image				



Contact us

PANDA Fiber 1550 nm band bend insensitive PANDA (Bending radius 7.5 mm)

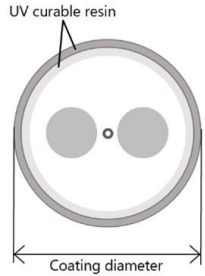
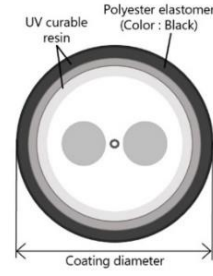
Fujikura PANDA fibers (Polarization-maintaining AND Absorption-reducing fiber) have a superior optical property in polarization-maintaining because of the symmetrical accuracy in cross section and the uniform constitution of stress applying parts. Based on Fujikura's fiber technology, PANDA fibers have a universal quality with not only low polarization crosstalk and low attenuation but also the broad suitability for fusion splice or optical connector.



Features

- Suitable for 1550 nm band
- Small bending radius (R7.5 mm)
- Low polarization crosstalk and low attenuation
- RoHS compliant

Specifications

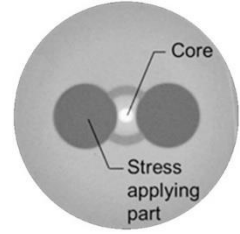
	BISM15-PX-U25D-H	BISM15-PX-H50D-H
Wavelength band	1550 nm band	
Mode field diameter (μm)	9.0 ± 0.4 @ 1550 nm	
Concentricity error (μm)	≤ 0.5	
Cladding diameter(Major diameter) (μm)	125 ± 1	
Attenuation (dB/km)	≤ 3.0 @ 1550 nm	
Cutoff wavelength (nm)	≤ 1440	
Bending attenuation (dB, Φ15 mm × 10 turns)	≤ 0.2 @ 1550 nm	
Polarization crosstalk (dB/100m)	≤ -30 @ 1550 nm	
Bending polarization crosstalk (dB, Φ15 mm×10 turns)	≤ -30 @ 1550 nm	
Beat length (mm)	≤ 3.0 @ 1550 nm	
Minimum bending radius	2 % proof test level: R7.5 mm	
Coating material	UV curable resin	UV curable resin/Polyester elastomer (Color : Black)
Coating diameter (μm)	245 ± 15	500 ± 50
Cross-section image		



Contact us

PANDA Fiber 1550 nm band bend insensitive PANDA (Bending radius 5 mm)

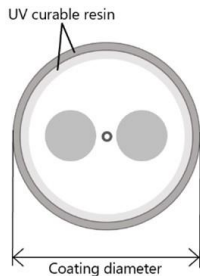
Fujikura PANDA fibers (Polarization-maintaining AND Absorption-reducing fiber) have a superior optical property in polarization-maintaining because of the symmetrical accuracy in cross section and the uniform constitution of stress applying parts. Based on Fujikura's fiber technology, PANDA fibers have a universal quality with not only low polarization crosstalk and low attenuation but also the broad suitability for fusion splice or optical connector.



Features

- Suitable for 1550 nm band
- Small bending radius (R5 mm)
- Low polarization crosstalk and low attenuation
- RoHS compliant

Specifications


	BIR5-15-PX-U25D
Wavelength band	1550 nm band
Mode field diameter (μm)	9.0 ± 0.4 @ 1550 nm
Concentricity error (μm)	≤ 0.5
Cladding diameter(Major diameter) (μm)	125 ± 1
Attenuation (dB/km)	≤ 3.0 @ 1550 nm
Cutoff wavelength (nm)	≤ 1500
Bending attenuation (dB, Φ10 mm × 10 turns)	≤ 0.1 @ 1550 nm
Bending polarization crosstalk (dB, Φ10 mm×10 turns)	≤ -30 @ 1550 nm
Beat length (mm)	≤ 3.0 @ 1550 nm
Minimum bending radius	2 % proof test level: R5 mm
Coating material	UV curable resin
Coating diameter (μm)	245 ± 15
Cross-section image	 <p>A detailed cross-section diagram of the fiber. It shows the core, cladding, and two stress-applying parts. The entire fiber is surrounded by a layer of 'UV curable resin'. A horizontal double-headed arrow at the bottom indicates the 'Coating diameter'.</p>



Contact us

PANDA Fiber 1400 nm band PANDA

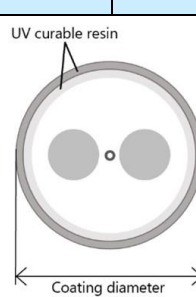
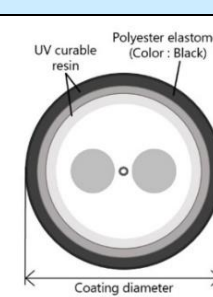
Fujikura PANDA fibers (Polarization-maintaining AND Absorption-reducing fiber) have a superior optical property in polarization-maintaining because of the symmetrical accuracy in cross section and the uniform constitution of stress applying parts. Based on Fujikura's fiber technology, PANDA fibers have a universal quality with not only low polarization crosstalk and low attenuation but also the broad suitability for fusion splice or optical connector.



Features

- Suitable for 1400 nm band
- Low polarization crosstalk and low attenuation
- RoHS compliant

Specifications

	SM14-PS-U25D	SM14-PS-U40D	SM14-PS-H90D
Wavelength band	1400 nm band		
Mode field diameter (μm)	9.8 ± 0.5 @ 1450 nm		
Concentricity error (μm)	≤ 0.5		
Cladding diameter(Major diameter) (μm)	125 ± 1		
Attenuation (dB/km)	≤ 1.0 @ 1450 nm		
Cutoff wavelength (nm)	1260 – 1380		
Polarization crosstalk (dB/100m)	≤ -30 @ 1550 nm		
Beat length (mm)	2.8 – 4.7 @ 1450 nm		
Minimum bending radius	1 % proof test level: R30 mm(*1) / 2 % proof test level: R20 mm		
Coating material	UV curable resin		UV curable resin/Polyester elastomer (Color : Black)
Coating diameter (μm)	245 ± 15	400 ± 15	900 ± 100
Cross-section image			


*1. 1% proof test level is standard. 2% proof test level is available, and code '-H' is added at the end of the product name. (e.g., SM14-PS-U25D-H)



Contact us

PANDA Fiber 1310 nm band PANDA

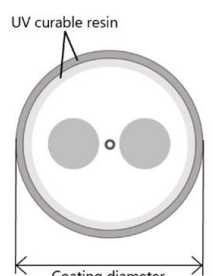
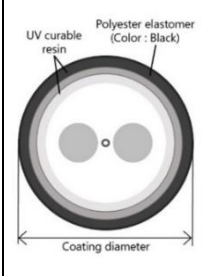
Fujikura PANDA fibers (Polarization-maintaining AND Absorption-reducing fiber) have a superior optical property in polarization-maintaining because of the symmetrical accuracy in cross section and the uniform constitution of stress applying parts. Based on Fujikura's fiber technology, PANDA fibers have a universal quality with not only low polarization crosstalk and low attenuation but also the broad suitability for fusion splice or optical connector.



Features

- Suitable for 1310 nm band
- Low polarization crosstalk and low attenuation
- RoHS compliant

Specifications

	HA13-PS-U25D	SM13-PS-U25D	S0M13-PS-U40D	SM13-PS-H90D
Wavelength band	1310 nm band			
Mode field diameter (μm)	5.5 ± 1.0 @ 1310 nm	9.0 ± 0.5 @ 1310 nm		
Concentricity error (μm)	≤ 0.5			
Cladding diameter(Major diameter) (μm)	125 ± 1			
Attenuation (dB/km)	≤ 2.0 @ 1310 nm	≤ 1.0 @ 1310 nm		
Cutoff wavelength (nm)	1000 – 1290	1130 – 1270		
Polarization crosstalk (dB/100m)	≤ -30 @ 1310 nm			
Beat length (mm)	≤ 2.5 @ 1310 nm	2.5 – 4.0 @ 1310 nm		
Minimum bending radius	1 % proof test level: R30 mm(*1) / 2 % proof test level: R20 mm			
Coating material	UV curable resin		UV curable resin/Polyester elastomer (Color : Black)	
Coating diameter (μm)	245 ± 15		400 ± 15	900 ± 100
Cross-section image				

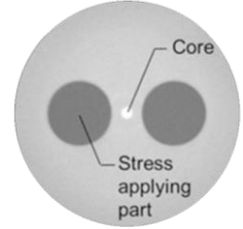
*1. 1% proof test level is standard. 2% proof test level is available, and code '-H' is added at the end of the product name. (e.g., SM13-PS-U25D-H)



Contact us

PANDA Fiber 980 nm band PANDA

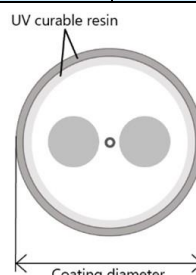
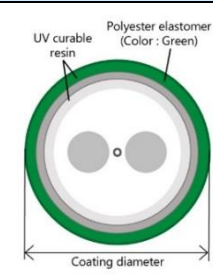
Fujikura PANDA fibers (Polarization-maintaining AND Absorption-reducing fiber) have a superior optical property in polarization-maintaining because of the symmetrical accuracy in cross section and the uniform constitution of stress applying parts. Based on Fujikura's fiber technology, PANDA fibers have a universal quality with not only low polarization crosstalk and low attenuation but also the broad suitability for fusion splice or optical connector.



Features

- Suitable for 980 nm band
- Low polarization crosstalk and low attenuation
- RoHS compliant

Specifications

	SM98-PS-U25D	SM98-PS-U40D	SM98-PS-H90D
Wavelength band	980 nm band		
Mode field diameter (μm)	6.6 ± 0.5 @ 980 nm		
Concentricity error (μm)	≤ 0.5		
Cladding diameter(Major diameter) (μm)	125 ± 1		
Attenuation (dB/km)	≤ 2.5 @ 980 nm		
Cutoff wavelength (nm)	870 – 950		
Polarization crosstalk (dB/100m)	≤ -30 @ 980 nm		
Beat length (mm)	1.5 – 2.7 @ 980 nm		
Minimum bending radius	1 % proof test level: R30 mm(*1) / 2 % proof test level: R20 mm		
Coating material	UV curable resin		UV curable resin/Polyester elastomer (Color : Green)
Coating diameter (μm)	245 ± 15	400 ± 15	900 ± 100
Cross-section image			

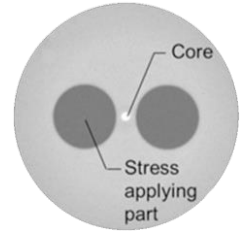
*1. 1% proof test level is standard. 2% proof test level is available, and code '-H' is added at the end of the product name. (e.g., SM98-PS-U25D-H)



Contact us

PANDA Fiber 850 nm band PANDA

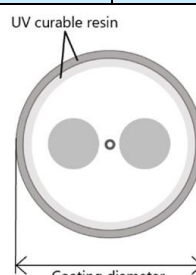
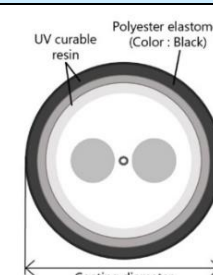
Fujikura PANDA fibers (Polarization-maintaining AND Absorption-reducing fiber) have a superior optical property in polarization-maintaining because of the symmetrical accuracy in cross section and the uniform constitution of stress applying parts. Based on Fujikura's fiber technology, PANDA fibers have a universal quality with not only low polarization crosstalk and low attenuation but also the broad suitability for fusion splice or optical connector.



Features

- Suitable for 850 nm band
- Low polarization crosstalk and low attenuation
- RoHS compliant

Specifications

	SM85-PS-U25D	SM85-PS-U40D	SM85-PS-H90D
Wavelength band	850 nm band		
Mode field diameter (μm)	5.5 ± 0.5 @ 850 nm		
Concentricity error (μm)	≤ 0.5		
Cladding diameter(Major diameter) (μm)	125 ± 1		
Attenuation (dB/km)	≤ 3.0 @ 850 nm		
Cutoff wavelength (nm)	650 – 800		
Polarization crosstalk (dB/100m)	≤ -30 @ 850 nm		
Beat length (mm)	1.0 – 2.0 @ 850 nm		
Minimum bending radius	1 % proof test level: R30 mm(*1) / 2 % proof test level: R20 mm		
Coating material	UV curable resin		UV curable resin/Polyester elastomer (Color : Black)
Coating diameter (μm)	245 ± 15	400 ± 15	900 ± 100
Cross-section image	 <p>UV curable resin</p> <p>Coating diameter</p>		 <p>UV curable resin</p> <p>Polyester elastomer (Color : Black)</p> <p>Coating diameter</p>

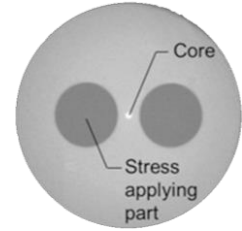
*1. 1% proof test level is standard. 2% proof test level is available, and code '-H' is added at the end of the product name. (e.g., SM85-PS-U25D-H)



Contact us

PANDA Fiber 630 nm band PANDA

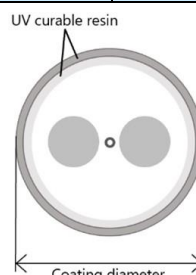
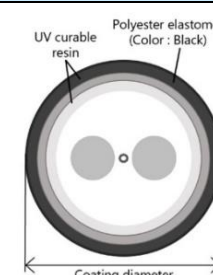
Fujikura PANDA fibers (Polarization-maintaining AND Absorption-reducing fiber) have a superior optical property in polarization-maintaining because of the symmetrical accuracy in cross section and the uniform constitution of stress applying parts. Based on Fujikura's fiber technology, PANDA fibers have a universal quality with not only low polarization crosstalk and low attenuation but also the broad suitability for fusion splice or optical connector.



Features

- Suitable for 630 nm band
- Low polarization crosstalk and low attenuation
- RoHS compliant

Specifications

	SM63-PS-U25D	SM63-PS-U40D	SM63-PS-H90D
Wavelength band	630 nm band		
Mode field diameter (μm)	4.5 ± 0.5 @ 630 nm		
Concentricity error (μm)	≤ 0.5		
Cladding diameter(Major diameter) (μm)	125 ± 1		
Attenuation (dB/km)	≤ 12 @ 630 nm		
Cutoff wavelength (nm)	520 – 620		
Polarization crosstalk (dB/100m)	≤ -30 @ 630 nm		
Beat length (mm)	≤ 2.0 @ 630 nm		
Minimum bending radius	1 % proof test level: R30 mm(*1) / 2 % proof test level: R20 mm		
Coating material	UV curable resin		UV curable resin/Polyester elastomer (Color : Black)
Coating diameter (μm)	245 ± 15	400 ± 15	900 ± 100
Cross-section image	 <p>UV curable resin</p> <p>Coating diameter</p>		 <p>UV curable resin</p> <p>Polyester elastomer (Color : Black)</p> <p>Coating diameter</p>

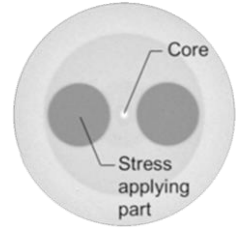
*1. 1% proof test level is standard. 2% proof test level is available, and code '-H' is added at the end of the product name. (e.g., SM63-PS-U25D-H)



Contact us

PANDA Fiber 530 nm band PANDA

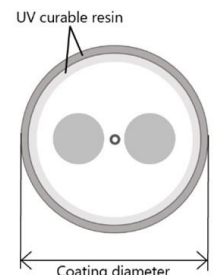
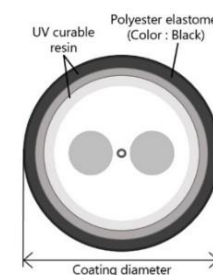
Fujikura PANDA fibers (Polarization-maintaining AND Absorption-reducing fiber) have a superior optical property in polarization-maintaining because of the symmetrical accuracy in cross section and the uniform constitution of stress applying parts. Based on Fujikura's fiber technology, PANDA fibers have a universal quality with not only low polarization crosstalk and low attenuation but also the broad suitability for fusion splice or optical connector.



Features

- Suitable for 530 nm band
- Low polarization crosstalk and low attenuation
- RoHS compliant

Specifications

	SM53-PS-U40D	SM53-PS-H90D
Wavelength band	530 nm band	
Mode field diameter (μm)	4.2 ± 0.5 @ 630 nm	
Concentricity error (μm)	≤ 0.5	
Cladding diameter(Major diameter) (μm)	125 ± 1	
Attenuation (dB/km)	≤ 15 @ 630 nm	
Cutoff wavelength (nm)	450 – 530	
Polarization crosstalk (dB/100m)	≤ -30 @ 630 nm	
Beat length (mm)	≤ 2.0 @ 630 nm	
Minimum bending radius	1 % proof test level: R30 mm(*1) 2 % proof test level: R20 mm	
Coating material	UV curable resin	UV curable resin/Polyester elastomer (Color : Black)
Coating diameter (μm)	400 ± 15	900 ± 100
Cross-section image	 <p>UV curable resin</p> <p>Coating diameter</p>	 <p>UV curable resin</p> <p>Polyester elastomer (Color : Black)</p> <p>Coating diameter</p>

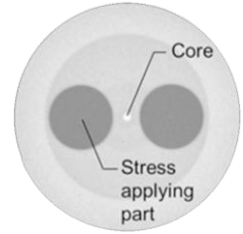
*1. 1% proof test level is standard. 2% proof test level is available, and code '-H' is added at the end of the product name. (e.g., SM53-PS-U40D-H)



Contact us

PANDA Fiber 480 nm band PANDA

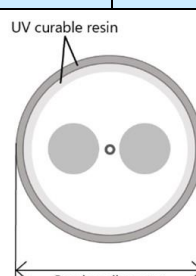
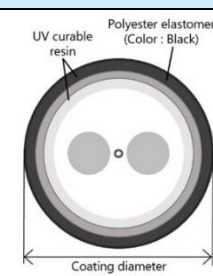
Fujikura PANDA fibers (Polarization-maintaining AND Absorption-reducing fiber) have a superior optical property in polarization-maintaining because of the symmetrical accuracy in cross section and the uniform constitution of stress applying parts. Based on Fujikura's fiber technology, PANDA fibers have a universal quality with not only low polarization crosstalk and low attenuation but also the broad suitability for fusion splice or optical connector.



Features

- Suitable for 480 nm band
- Low polarization crosstalk and low attenuation
- High power light transmission with pure silica core
- RoHS compliant

Specifications

	SC48-PS-U25D	SC48-PS-U40D	SC48-PS-H90D
Wavelength band	480 nm band		
Mode field diameter (μm)	4.0 ± 0.5 @ 480 nm		
Concentricity error (μm)	≤ 0.5		
Cladding diameter(Major diameter) (μm)	125 ± 1		
Attenuation (dB/km)	≤ 30 @ 480 nm		
Cutoff wavelength (nm)	400 – 470		
Polarization crosstalk (dB/100m)	≤ -30 @ 480 nm		
Beat length (mm)	≤ 2.0 @ 480 nm		
Minimum bending radius	1 % proof test level: R30 mm(*1) / 2 % proof test level: R20 mm		
Coating material	UV curable resin		UV curable resin/Polyester elastomer (Color : Black)
Coating diameter (μm)	245 ± 15	400 ± 15	900 ± 100
Cross-section image	 <p>UV curable resin</p> <p>Coating diameter</p>		 <p>UV curable resin Polyester elastomer (Color : Black)</p> <p>Coating diameter</p>

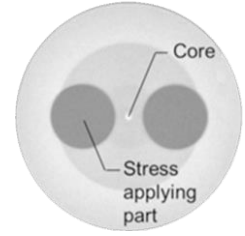
*1. 1% proof test level is standard. 2% proof test level is available, and code '-H' is added at the end of the product name. (e.g., SC48-PS-U25D-H)



Contact us

PANDA Fiber 0.41 μm band PANDA

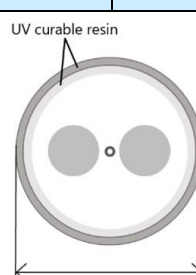
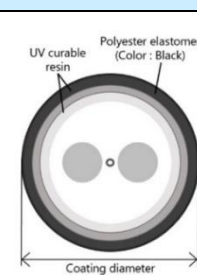
Fujikura PANDA fibers (Polarization-maintaining AND Absorption-reducing fiber) have a superior optical property in polarization-maintaining because of the symmetrical accuracy in cross section and the uniform constitution of stress applying parts. Based on Fujikura's fiber technology, PANDA fibers have a universal quality with not only low polarization crosstalk and low attenuation but also the broad suitability for fusion splice or optical connector.



Features

- Suitable for 0.41 μm band
- Low polarization crosstalk and low attenuation
- High power light transmission with pure silica core
- RoHS compliant

Specifications

	SC40-PS-U25D	SC40-PS-U40D	SC40-PS-H90D
Wavelength band	0.41 μm band		
Mode field diameter (μm)	3.5 ± 0.5 @ 0.41 μm		
Concentricity error (μm)	≤ 0.5		
Cladding diameter(Major diameter) (μm)	125 ± 1		
Attenuation (dB/km)	≤ 50 @ 0.41 μm		
Cutoff wavelength (nm)	330 – 400		
Polarization crosstalk (dB/100m)	≤ -30 @ 0.41 μm		
Beat length (mm)	≤ 1.7 @ 0.41 μm		
Minimum bending radius	1 % proof test level: R30 mm(*1) / 2 % proof test level: R20 mm		
Coating material	UV curable resin		UV curable resin/Polyester elastomer (Color : Black)
Coating diameter (μm)	245 ± 15	400 ± 15	900 ± 100
Cross-section image			

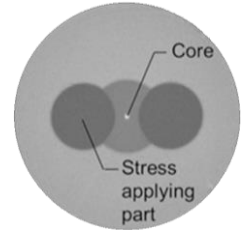
*1. 1% proof test level is standard. 2% proof test level is available, and code '-H' is added at the end of the product name. (e.g., SC40-PS-U25D-H)



Contact us

PANDA Fiber RGB band PANDA

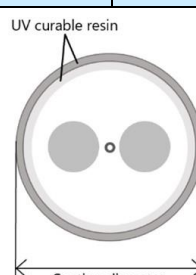
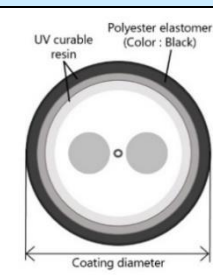
Fujikura PANDA fibers (Polarization-maintaining AND Absorption-reducing fiber) have a superior optical property in polarization-maintaining because of the symmetrical accuracy in cross section and the uniform constitution of stress applying parts. Based on Fujikura's fiber technology, PANDA fibers have a universal quality with not only low polarization crosstalk and low attenuation but also the broad suitability for fusion splice or optical connector.



Features

- Suitable for RGB band
- Low polarization crosstalk and low attenuation
- High power light transmission with pure silica core
- RoHS compliant

Specifications

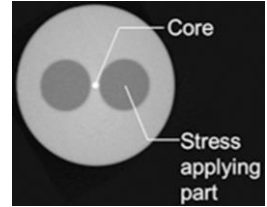
	SC40-PX-U25D-H (RGB)	SC40-PX-U40D-H (RGB)	SC40-PX-H90D-H (RGB)
Wavelength band	RGB band		
Mode field diameter (μm)	2.3 ± 0.6 @ 0.41 μm , 3.8 ± 1.0 @ 0.63 μm		
Concentricity error (μm)	≤ 0.5		
Cladding diameter(Major diameter) (μm)	125 ± 1		
Attenuation (dB/km)	≤ 50 @ 0.41 μm		
Cutoff wavelength (nm)	≤ 400		
Bending polarization crosstalk (dB, Φ60mm x 10 turns)	≤ -30 @ 0.63 μm		
Beat length (mm)	≤ 2.0 @ 0.63 μm		
Minimum bending radius	2 % proof test level: R20 mm		
Coating material	UV curable resin		UV curable resin/Polyester elastomer (Color : Black)
Coating diameter (μm)	245 ± 15	400 ± 15	900 ± 100
Cross-section image			



Contact us

PANDA Fiber Φ80 μm cladding band PANDA

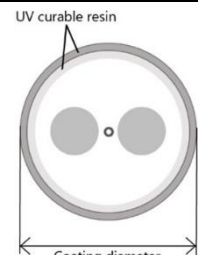
Fujikura PANDA fibers (Polarization-maintaining AND Absorption-reducing fiber) have a superior optical property in polarization-maintaining because of the symmetrical accuracy in cross section and the uniform constitution of stress applying parts. Based on Fujikura's fiber technology, PANDA fibers have a universal quality with not only low polarization crosstalk and low attenuation but also the broad suitability for fusion splice or optical connector.



Features

- Small diameter cladding
- Product for small bending radius
- Low polarization crosstalk and low attenuation
- RoHS compliant

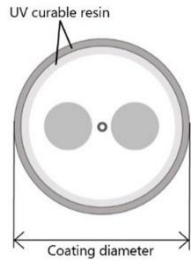
Specifications

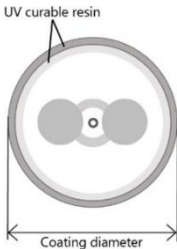
	RCHA85-PS-U17C	RCSM98-PS-U17C	RCSM13-PS-U17C
Wavelength band	850 nm band	980 nm band	1310 nm band
Mode field diameter (μm)	3.5 ± 0.5 @ 850 nm	6.0 ± 0.5 @ 980 nm	8.2 ± 0.5 @ 1310 nm
Concentricity error (μm)	≤ 0.5		
Cladding diameter(Major diameter) (μm)	80 ± 1		
Attenuation (dB/km)	≤ 3.5 @ 850 nm	≤ 2.5 @ 980 nm	≤ 2.0 @ 1310 nm
Cutoff wavelength (nm)	650 – 800	870 – 950	1100 – 1250
Polarization crosstalk (dB/100m)	≤ -30 @ 850 nm	≤ -25 @ 980 nm	≤ -25 @ 1310 nm
Beat length (mm)	≤ 2.0	1.4 – 2.6	2.0 – 3.5
Minimum bending radius	1 % proof test level: R15 mm(*1) / 2 % proof test level: R15 mm		
Coating material	UV curable resin		
Coating diameter (μm)	165 ± 10		
Cross-section image	 <p>The diagram shows a cross-section of the fiber with a central core, two stress-applying parts, and an outer coating. Labels include 'UV curable resin' pointing to the outer layer and 'Coating diameter' with a double-headed arrow indicating the width of the coating.</p>		

*1. 1% proof test level is standard. 2% proof test level is available, and code '-H' is added at the end of the product name. (e.g., RCSM15-PS-U17C-H)



Contact us

	RCSM14-PS-U17C	RCSM15-PS-U17C	RCHA15-PS-U17C
Wavelength band	1400 nm band	1550 nm band	1550 nm band
Mode field diameter (μm)	9.0 ± 0.5 @ 1450 nm	9.5 ± 0.5 @ 1550 nm	6.0 ± 1.0 @ 1550 nm
Concentricity error (μm)	≤ 0.5		
Cladding diameter (Major diameter) (μm)	80 ± 1		
Attenuation (dB/km)	≤ 2.0 @ 1450 nm	≤ 2.0 @ 1550 nm	≤ 3.0 @ 1550 nm
Cutoff wavelength (nm)	1200 – 1380	1290 – 1450	1290 – 1500
Polarization crosstalk (dB/100m)	≤ -25 @ 1450 nm	≤ -25 @ 1550 nm	≤ -30 @ 1550 nm
Beat length (mm)	2.3 – 4.2	2.5 – 4.5	≤ 3.7
Minimum bending radius	1 % proof test level: R15 mm(*1) / 2 % proof test level: R15 mm		
Coating material	UV curable resin		
Coating diameter (μm)	165 ± 10		
Cross-section image			

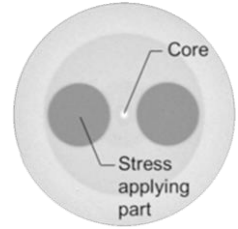
	RCBI13-PX-U17D	RCBI15-PX-U17D
Wavelength band	1310 nm band	1550 nm band
Mode field diameter (μm)	7.4 ± 0.5 @ 1310 nm	8.6 ± 0.4 @ 1550 nm
Concentricity error (μm)	≤ 0.5	
Cladding diameter(Major diameter) (μm)	80 ± 1	
Attenuation (dB/km)	≤ 3.0 @ 1310 nm	≤ 3.0 @ 1550 nm
Cutoff wavelength (nm)	≤ 1250	≤ 1500
Bending attenuation (dB, R5mm x 10 turns)	≤ 0.1 @ 1310 nm	≤ 0.1 @ 1550 nm
Bending polarization crosstalk (dB, R5mm x 10 turns)	≤ -30 @ 1310 nm	≤ -30 @ 1550 nm
Beat length (mm)	≤ 3.0 @ 1310 nm	≤ 3.5 @ 1550 nm
Minimum bending radius	2 % proof test level: R5 mm	
Coating material	UV curable resin	
Coating diameter (μm)	165 ± 10	165 ± 15
Cross-section image		



Contact us

PANDA Fiber Polyimide coated PANDA

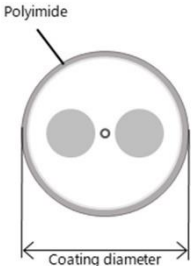
Fujikura PANDA fibers (Polarization-maintaining AND Absorption-reducing fiber) have a superior optical property in polarization-maintaining because of the symmetrical accuracy in cross section and the uniform constitution of stress applying parts. Based on Fujikura's fiber technology, PANDA fibers have a universal quality with not only low polarization crosstalk and low attenuation but also the broad suitability for fusion splice or optical connector.



Features

- Polyimide coated PANDA usable in wide range of temperature between -60 °C and +300 °C
- Low polarization crosstalk and low attenuation
- RoHS compliant

Specifications

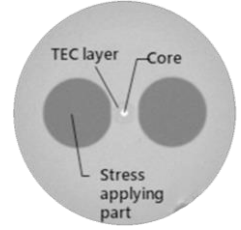
	SM98-PS-Y15	SRSM15-PS-Y15
Wavelength band	980 nm band	1550 nm band
Mode field diameter (μm)	6.6 ± 0.5 @ 980 nm	9.4 ± 1.0 @ 1550 nm
Concentricity error (μm)	≤ 0.5	
Cladding diameter(Major diameter) (μm)	125 ± 1	
Attenuation (dB/km)	≤ 2.5 @ 980 nm	≤ 2.0 @ 1550 nm
Cutoff wavelength (nm)	870 – 950	≤ 1440
Polarization crosstalk (dB/5m)	≤ -25 @ 980 nm	≤ -25 @ 1550 nm
Beat length (mm)	1.5 – 2.7 @ 980 nm	≤ 4.0 @ 1550 nm
Minimum bending radius	1 % proof test level: R30 mm	
Coating material	Polyimide (Single layer)	
Coating diameter (μm)	145 ± 10	
Cross-section image	 <p>A detailed cross-section diagram of a PANDA fiber. It shows two dark gray cores within a light gray cladding. The cladding is surrounded by a thin, dark gray outer layer labeled 'Polyimide'. A horizontal double-headed arrow at the bottom indicates the 'Coating diameter'. The diagram is centered within a larger rectangular frame.</p>	



Contact us

TEC PANDA fiber with heat resistant coating

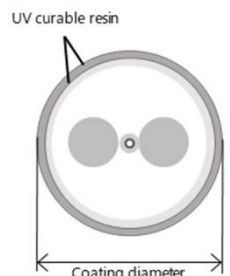
Fujikura TEC PANDA fibers with heat resistant coating can operate in a wide range of temperature between -40 °C and +150 °C. The fibers have a superior optical property and universal quality with not only low polarization crosstalk and low attenuation but also the suitability for fusion splice or optical connector. Thermally-diffused Expanded Core (TEC) technology expand the mode field diameter by the heat generated during fusion bonding.



Features

- The fiber that has acrylate coating with improved heat resistance is available to use under the wide range of temperature between -40 °C and +150 °C.
- Low MFD mismatch loss between silicon waveguide and normal fiber
- Low fusion loss between TEC PANDA fiber and normal fiber
- Suitable for bonding with silicon photonics devices.

Specifications


	TEC13-15-PS-U25HT-M4
Wavelength band	1310 nm band, 1550 nm band
Mode field diameter (μm)	3.4 ± 0.4 @ 1310 nm, 4.0 ± 0.3 @ 1550 nm
Concentricity error (μm)	≤ 0.5
Cladding diameter(Major diameter) (μm)	125 ± 1
Attenuation (dB/km)	≤ 50 @ 1310 nm, ≤ 35 @ 1550 nm
Cutoff wavelength (nm)	≤ 1280
Bending attenuation (dB, Φ5 mm x 10 turns)	≤ 0.01 @ 1550 nm
Bending polarization crosstalk (dB, Φ5 mmx5 turns)	≤ -25 @ 1550 nm
Beat length (mm)	≤ 5.0 @ 1550 nm
Minimum bending radius	2 % proof test level: R5 mm
Coating material	UV curable resin
Coating diameter (μm)	245 ± 15
Cross-section image	



Contact us

TEC SM fiber with heat resistant coating

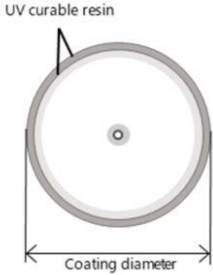
Fujikura TEC SM fibers with heat resistant coating can operate in a wide range of temperature between -40 °C and +150 °C. Fujikura fibers have a structure suitable for fusion splicing and optical connectors based on fiber design and manufacturing technologies developed over many years. Thermally-diffused Expanded Core (TEC) technology is applied to increase the mode field diameter by the heat generated during fusion bonding.



Features

- The fiber that has acrylate coating with improved heat resistance is available to use under the wide range of temperature between -40 °C and +150 °C.
- Low MFD mismatch loss between silicon waveguide and normal fiber
- Low fusion loss between TEC SM fiber and normal fiber
- Suitable for bonding with silicon photonics devices.

Specifications


	TEC13-15-U25HT-M4
Wavelength band	1310 nm band, 1550 nm band
Mode field diameter (μm)	3.4 ± 0.4 @ 1310 nm, 4.0 ± 0.3 @ 1550 nm
Concentricity error (μm)	≤ 0.5
Cladding diameter(Major diameter) (μm)	125 ± 1
Attenuation (dB/km)	≤ 50 @ 1310 nm, ≤ 35 @ 1550 nm
Cutoff wavelength (nm)	≤ 1280
Bending attenuation (dB, Φ5 mm × 10 turns)	≤ 0.01 @ 1550 nm
Minimum bending radius	2 % proof test level: R5 mm
Coating material	UV curable resin
Coating diameter (μm)	245 ± 15
Cross-section image	



Contact us

PANDA fiber with heat resistant coating

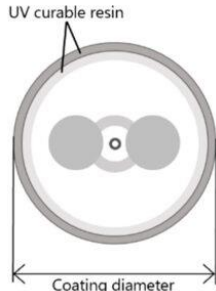
Fujikura PANDA fibers with heat resistant coating can operate in a wide range of temperature between -40 °C and +150 °C. The fibers have a superior optical property and universal quality with not only low polarization crosstalk and low attenuation but also the broad suitability for fusion splice or optical connector.



Features

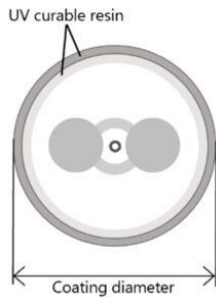
- The fiber that has acrylate coating with improved heat resistance is available to use under the wide range of temperature between -40 °C and +150 °C.
- Small bending radius(R5 mm)

Specifications

	BIR5-13-PX-U25HT	BIR5-15-PX-U25HT
Wavelength band	1310 nm	1550 nm
Mode field diameter (μm)	7.8 ± 0.5 @ 1310 nm	9.0 ± 0.4 @ 1550 nm
Concentricity error (μm)	≤ 0.5	
Cladding diameter(Major diameter) (μm)	125 ± 1	
Attenuation (dB/km)	≤ 3.0 @ 1310 nm	≤ 3.0 @ 1550 nm
Cutoff wavelength (nm)	≤ 1260	≤ 1500
Bending attenuation (dB, Φ5 mm × 10 turns)	≤ 0.1 @ 1310 nm	≤ 0.1 @ 1550 nm
Bending polarization crosstalk (dB, Φ5 mm×10 turns)	≤ -30 @ 1310 nm	≤ -30 @ 1550 nm
Beat length (mm)	≤ 3.0 @ 1310 nm	≤ 3.0 @ 1550 nm
Minimum bending radius	2 % proof test level: R5 mm	
Coating material	UV curable resin	
Coating diameter (μm)	245 ± 15	
Cross-section image		



Contact us


	RCBI13-PX-U17HT	RCBI15-PX-U17HT
Wavelength band	1310 nm	1550 nm
Mode field diameter (μm)	7.4 ± 0.5 @ 1310 nm	8.6 ± 0.4 @ 1550 nm
Concentricity error (μm)	≤ 0.5	
Cladding diameter(Major diameter) (μm)	80 ± 1	
Attenuation (dB/km)	≤ 3.0 @ 1310 nm	≤ 3.0 @ 1550 nm
Cutoff wavelength (nm)	≤ 1250	≤ 1500
Bending attenuation (dB, Φ5 mm × 10 turns)	≤ 0.1 @ 1310 nm	≤ 0.1 @ 1550 nm
Bending polarization crosstalk (dB, Φ5 mm×10 turns)	≤ -27 @ 1310 nm	≤ -27 @ 1550 nm
Beat length (mm)	≤ 3.0 @ 1310 nm	≤ 3.5 @ 1550 nm
Minimum bending radius	2 % proof test level: R5 mm	
Coating material	UV curable resin	
Coating diameter (μm)	165 ± 10	165 ± 15
Cross-section image		



Contact us

High temperature resistant acrylate fiber

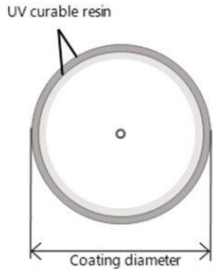
Fujikura single mode optical fiber with high temperature resistant acrylate coating protects the optical fiber up to 200 °C (short term). The fiber is applied to harsh environments like Oil & Gas industry, and the attenuation fluctuation is less than 0.01 dB/km at both 1310 nm and 1550 nm at 200 °C.

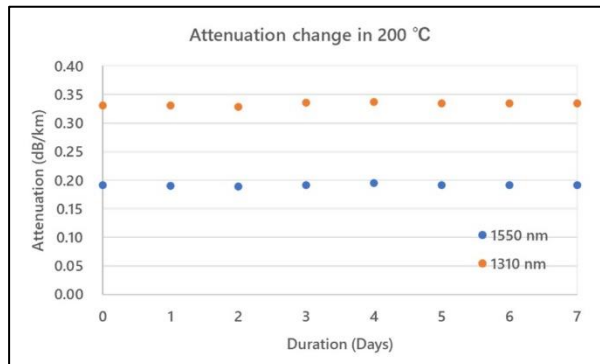


Features

- Low attenuation fluctuation : ≤ 0.01 dB/km (200 °C, 7 days / 150 °C, 3 months)
- Tensile strength : 5.2 GPa(Typical) 150 °C, 3 months aged
- Dynamic fatigue value (nd) : 21(Typical) 150 °C, 3 months aged

Specifications

	SR15-9/125-ACL
Wavelength band	1310 nm, 1550 nm
Mode field diameter (μm)	8.6 ± 0.7 @ 1310 nm, 9.8 ± 0.7 @ 1550 nm
Concentricity error (μm)	≤ 0.8
Cladding diameter(Major diameter) (μm)	125 ± 2
Cladding non-circularity (%)	≤ 2
Attenuation (dB/km)	≤ 0.4 @ 1310 nm, ≤ 0.3 @ 1550 nm
Cutoff wavelength (nm)	≤ 1290
Proof test level (%)	≥ 2
Coating material	UV curable resin
Coating diameter (μm)	245 ± 10
Cross-section image	

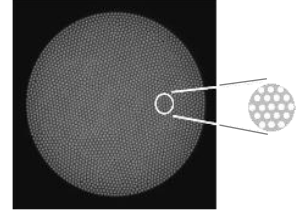


Contact us

Image Fiber FIGH series N type

Fujikura image fiber is a silica-based optical fiber. It consists of multiple silica cores and cladding that are fused together, forming a high-resolution image fiber.

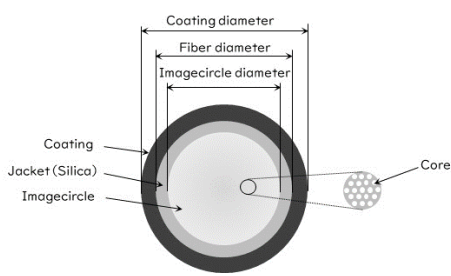
FJK is able to manufacture various types of Image fibers according to customer specifications, from design and prototyping to mass production. Please contact us for more information.



Features

- High Resolution and High Color Reproducibility
- High heat resistance
- Long image fiber by excellent transmittance
- Applicable for biocompatibility(USP classVI)

Specifications

	FIGH-10-500N	FIGH-15-600N	FIGH-30-850N	FIGH-50-1100N
Number of picture elements	10,000 ± 1,000	15,000 ± 1,500	30,000 ± 3,000	50,000 ± 5,000
Imagecircle diameter (μm)	460 ± 25	550 ± 30	790 ± 50	1,025 ± 80
Fiber diameter (μm)	500 ± 25	600 ± 30	850 ± 50	1,100 ± 80
Coating diameter (μm)	600 ± 35	700 ± 35	950 ± 50	1,200 ± 100
Minimum bending radius (mm)	50(*1) (25(*2))	60(*1) (30(*2))	90(*1) (50(*2))	110(*1) (80(*2))
Coating material	Silicone resin (Black)			
Lattice defect (%)	< 0.1			
Uncircularity of imagecircle (%)	< 5			
Cross-section image				

*1. Minimum bending radius in storage.

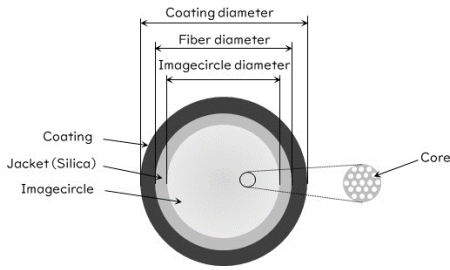
*2. Recommended bending radius in use for short period of time.

(For your reference only, possible breakages due to static fatigue)



Contact us

Specifications

	FIGH-60-1200N	FIGH-100-1500N
Number of picture elements	60,000 ± 6,000	100,000 ± 10,000
Imagecircle diameter (μm)	1,116 ± 50	1,400 ± 120
Fiber diameter (μm)	1,200 ± 50	1,500 ± 120
Coating diameter (μm)	1,275 ± 80	1,700 ± 150
Minimum bending radius (mm)	150(*1) (100(*2))	200(*1) (130(*2))
Coating material	Silicone resin (Black)	
Lattice defect (%)	< 0.1	
Uncircularity of imagecircle (%)	< 5	
Cross-section image		

*1. Minimum bending radius in storage.

*2. Recommended bending radius in use for short period of time.

(For your reference only, possible breakages due to static fatigue)

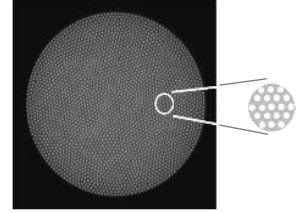


Contact us

Image Fiber FIGH series G type

Fujikura image fiber is a silica-based optical fiber. It consists of multiple silica cores and cladding that are fused together, forming a high-resolution image fiber.

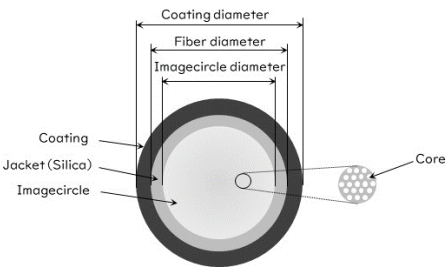
FJK is able to manufacture various types of Image fibers according to customer specifications, from design and prototyping to mass production. Please contact us for more information.



Features

- Good balanced type of the Performance, Resolution and Diameter
- High heat resistance
- Long image fiber by excellent transmittance
- Applicable for biocompatibility(USP classVI)

Specifications

	FIGH-06-350G	FIGH-17-600G	FIGH-30-800G	FIGH-40-920G
Number of picture elements	6,000 ± 600	17,000 ± 1,700	30,000 ± 3,000	40,000 ± 4,000
Imagecircle diameter (μm)	325 ± 20	560 ± 30	750 ± 40	854 ± 30
Fiber diameter (μm)	350 ± 20	600 ± 30	800 ± 40	920 ± 30
Coating diameter (μm)	420 ± 30	680 ± 35	950 ± 50	1,030 ± 40
Minimum bending radius (mm)	35(*1) (20(*2))	60(*1) (30(*2))	80(*1) (40(*2))	100(*1) (70(*2))
Coating material	Silicone resin (Black)			
Lattice defect (%)	< 0.1			
Uncircularity of imagecircle (%)	< 5			
Cross-section image				

*1. Minimum bending radius in storage.

*2. Recommended bending radius in use for short period of time.

(For your reference only, possible breakages due to static fatigue)

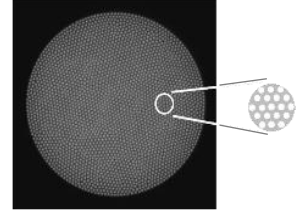


Contact us

Image Fiber FIGH series S type

Fujikura image fiber is a silica-based optical fiber. It consists of multiple silica cores and cladding that are fused together, forming a high-resolution image fiber.

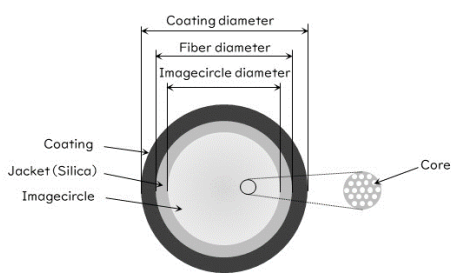
FJK is able to manufacture various types of Image fibers according to customer specifications, from design and prototyping to mass production. Please contact us for more information.



Features

- Ultra Thin Diameter and High Density
- High heat resistance
- Long image fiber by excellent transmittance
- Applicable for biocompatibility(USP classVI)

Specifications

	FIGH-016-160S	FIGH-03-200S	FIGH-03-215S	FIGH-06-280S
Number of picture elements	1,600 ± 160	3,000 ± 300	3,000 ± 300	6,000 ± 600
Imagecircle diameter(μm)	145 ± 15	186 ± 15	190 ± 20	252 ± 20
Fiber diameter (μm)	160 ± 20	200 ± 15	215 ± 25	280 ± 20
Coating diameter (μm)	210 ± 30	250 ± 20	285 ± 30	340 ± 30
Minimum bending radius (mm)	20(*1) (10(*2))	25(*1) (15(*2))	25(*1) (15(*2))	30(*1) (15(*2))
Coating material	Silicone resin (Black)			
Lattice defect (%)	< 0.1			
Uncircularity of imagecircle (%)	< 5			
Cross-section image				

*1. Minimum bending radius in storage.

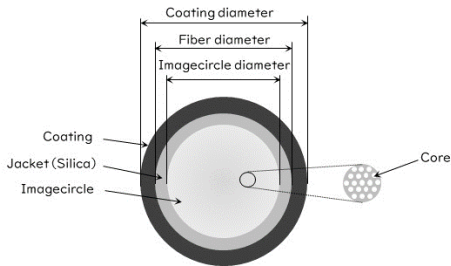
*2. Recommended bending radius in use for short period of time.

(For your reference only, possible breakages due to static fatigue)



Contact us

Specifications

	FIGH-06-300S	FIGH-10-350S	FIGH-30-650S
Number of picture elements	6,000 ± 600	10,000 ± 1,000	30,000 ± 3,000
Imagecircle diameter(μm)	270 ± 20	325 ± 20	600 ± 30
Fiber diameter (μm)	300 ± 25	350 ± 25	650 ± 30
Coating diameter (μm)	400 ± 30	450 ± 30	750 ± 50
Minimum bending radius (mm)	30(*1) (15(*2))	35(*1) (20(*2))	70(*1) (35(*2))
Coating material	Silicone resin (Black)		
Lattice defect (%)	< 0.1		
Uncircularity of imagecircle (%)	< 5		
Cross-section image			

*1. Minimum bending radius in storage.

*2. Recommended bending radius in use for short period of time.

(For your reference only, possible breakages due to static fatigue)

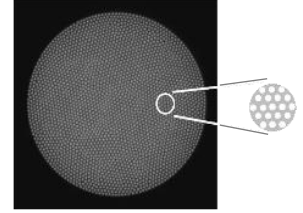


Contact us

Image Fiber FIGH series PI type

Fujikura image fiber is a silica-based optical fiber. It consists of multiple silica cores and cladding that are fused together, forming a high-resolution image fiber.

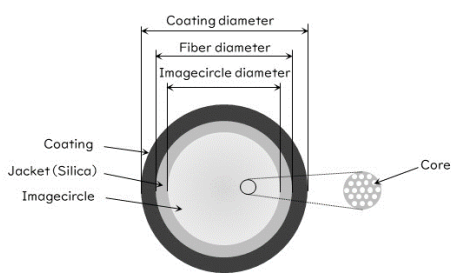
FJK is able to manufacture various types of Image fibers according to customer specifications, from design and prototyping to mass production. Please contact us for more information.



Features

- High temperature resistant type with Polyimide resin coating
- Higher heat resistance than other types
- Long image fiber by excellent transmittance
- Applicable for biocompatibility(USP classVI)

Specifications

	FIGH-06-300PI	FIGH-10-350PI	FIGH-10-500PI	FIGH-30-850PI
Number of picture elements	6,000 ± 600	10,000 ± 1,000	10,000 ± 1,000	30,000 ± 3,000
Imagecircle diameter (μm)	270 ± 20	325 ± 20	460 ± 25	790 ± 50
Fiber diameter (μm)	300 ± 25	355 ± 15	500 ± 25	850 ± 50
Coating diameter (μm)	350 ± 30	400 ± 20	550 ± 35	900 ± 50
Minimum bending radius (mm)	30(*1) (15(*2))	35(*1) (20(*2))	50(*1) (25(*2))	120(*1) (60(*2))
Coating material	Polyimide (Black)			
Lattice defect (%)	< 0.1			
Uncircularity of imagecircle (%)	< 5			
Cross-section image				

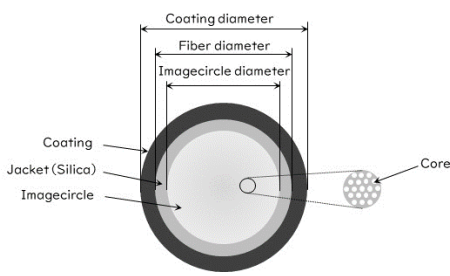
*1. Minimum bending radius in storage.

*2. Recommended bending radius in use for short period of time.
(For your reference only, possible breakages due to static fatigue)



Contact us

Specifications

	FIGH-35-900PI	FIGH-40-900PI
Number of picture elements	35,000 ± 3,500	40,000 ± 4,000
Imagecircle diameter(μm)	830 ± 50	830 ± 50
Fiber diameter (μm)	900 ± 50	900 ± 50
Coating diameter (μm)	950 ± 50	950 ± 50
Minimum bending radius (mm)	120(*1) (60(*2))	120(*1) (60(*2))
Coating material	Polyimide (Black)	
Lattice defect (%)	< 0.1	
Uncircularity of imagecircle (%)	< 5	
Cross-section image		

*1. Minimum bending radius in storage.

*2. Recommended bending radius in use for short period of time.

(For your reference only, possible breakages due to static fatigue)



Contact us

Large Core S series High OH

Fujikura large core fibers are made of silica glass and thus have high power transmission. This product has excellent optical transmission properties over a wide wavelength range from UV to visible, so it's widely applied in fields related to semiconductor manufacturing, such as UV lithography equipment, and spectroscopic analysis.

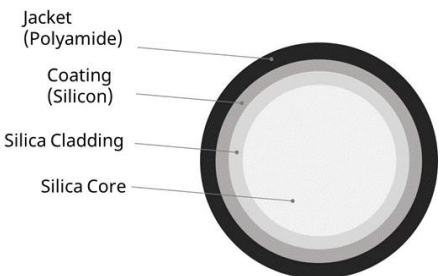


Please contact us about FEP, PFA, and other types of coatings. Polyimide (PI) coated large core fibers are also available as a high heat resistant type. FJK is able to manufacture various types of large core fibers according to customer specifications, from design and prototyping to mass production.

Features

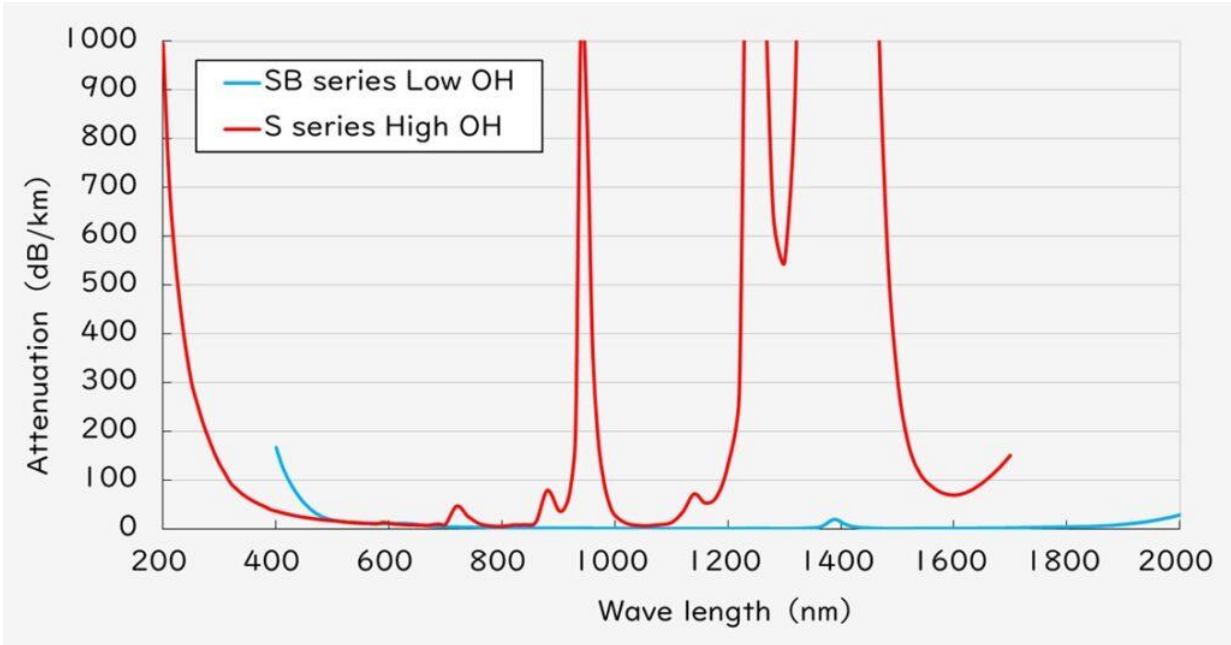
- High power transmission
- Excellent optical transmission properties over a wide wavelength range
- Good mechanical strength
- UV resistance

Specifications

Description	S.200/220	S.400/440	S.600/660	S.800/880	S.1000/1100
Core Diameter (μm)	200 ± 10	400 ± 20	600 ± 30	800 ± 40	1,000 ± 50
Cladding Diameter (μm)	220 ± 11	440 ± 22	660 ± 33	880 ± 44	1,100 ± 55
Jacket Diameter (μm)	900 ± 100	1,100 ± 100	1,400 ± 100	1,700 ± 100	2,000 ± 200
Minimum Bending Radius (mm)	44	88	132	176	220
Refractive Index Profile	SI				
Core / Cladding Material	SiO ₂ (High-OH) / F- SiO ₂				
Attenuation (dB/km)	≤ 10 (@800nm) as nominal value ≤ 200 (@300nm)				
Coating / Jacket Material	Silicone / Polyamide				
NA	0.22 ± 0.02				
Operation Temperature (°C)	-20 - 60				
Jacket Color	Black				
Cross-section image					



Contact us



Contact us

Large Core SB series Low OH

Fujikura large core fibers are made of silica glass and thus have high power transmission. This product has excellent optical transmission properties over a wide wavelength range from visible to NIR, so it's widely applied in fields related to require high output optical energy, such as laser processing and laser therapy, as well as in spectroscopic analysis and optical sensing.

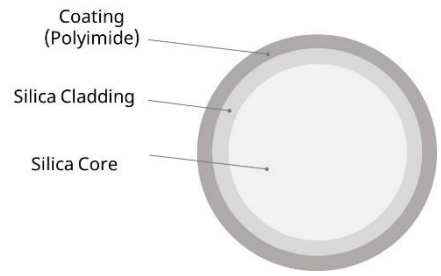
Please contact us about FEP, PFA, and other types of coatings. Polyimide (PI) coated large core fibers are also available as a high heat resistant type. FJK is able to manufacture various types of large core fibers according to customer specifications, from design and prototyping to mass production.



Features

- High power transmission
- Excellent optical transmission properties over a wide wavelength range
- Good mechanical Strength

Specifications (SB series Low OH: Polyimide)

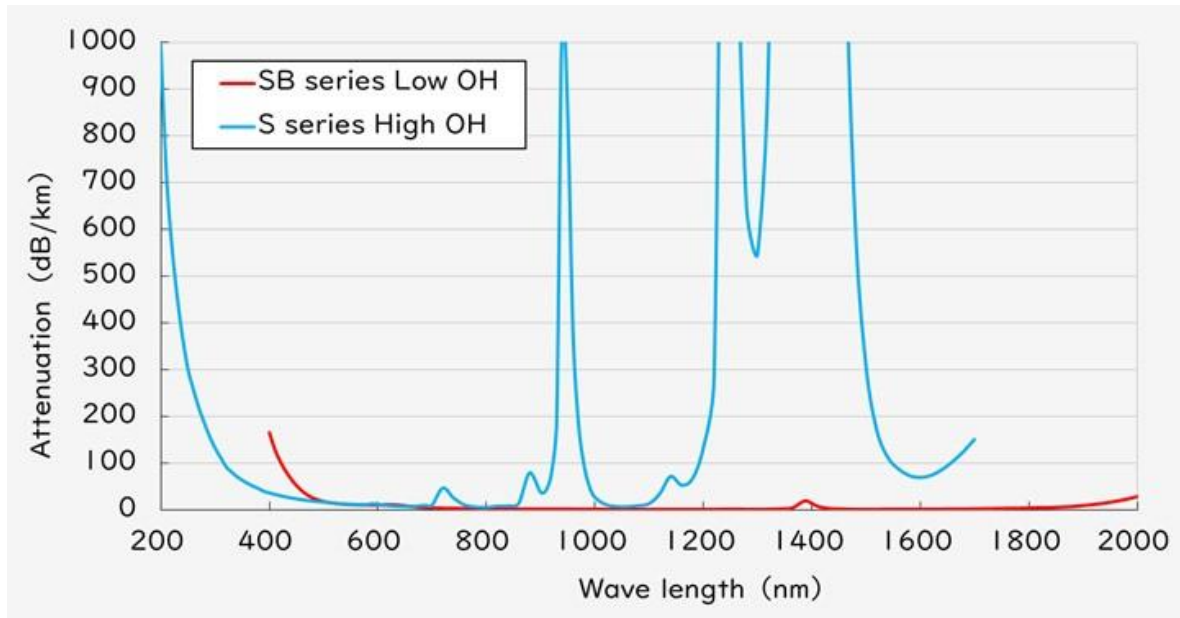
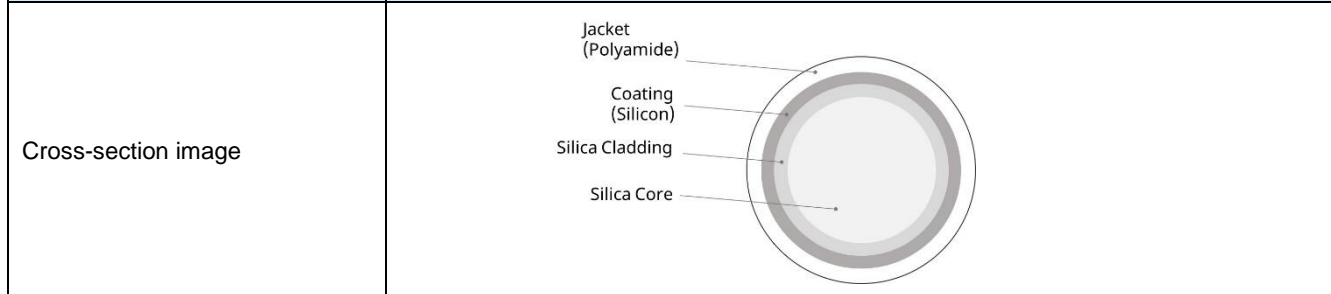
Description	S.200/220BPI	S.300/330BPI	S.400/440BPI
Core Diameter (μm)	200 ± 10	300 ± 15	400 ± 20
Cladding Diameter (μm)	220 ± 11	330 ± 16.5	440 ± 22
Jacket Diameter (μm)	245 ± 5	360 ± 10.8	470 ± 14
Minimum Bending Radius (mm)	44	66	88
Refractive Index Profile	SI		
Core / Cladding Material	SiO ₂ (Low OH) / F- SiO ₂		
Attenuation (dB/km)	≤ 10 (@850nm)		
Coating Material	Polyimide		
NA	0.22 ± 0.02		
Operation Temperature (°C)	-40 - 300		
Cross-section image			



Contact us

Specifications (SB series Low OH: Silicon / Polyamide)

	S.200/220B	S.400/440B	S.600/660B	S.800/880B	S.1000/1100B
Core Diameter (μm)	200 ± 10	400 ± 20	600 ± 30	800 ± 40	1,000 ± 50
Cladding Diameter (μm)	220 ± 11	440 ± 22	660 ± 33	880 ± 44	1,100 ± 55
Jacket Diameter (μm)	900 ± 100	1,100 ± 100	1,400 ± 100	1,700 ± 100	2,000 ± 200
Minimum Bending Radius (mm)	44	88	132	176	220
Refractive Index Profile	SI				
Core / Cladding Material	SiO ₂ (Low OH) / F- SiO ₂				
Attenuation (dB/km)	≤ 10 (@800nm)				
Coating / Jacket Material	Silicone / Polyamide				
NA	0.22 ± 0.02				
Operation Temperature (°C)	-20 - 60				
Jacket Color	White				



Contact us

Large Core G series

Fujikura large core fibers are made of silica glass and thus have high power transmission. This product has excellent optical transmission power over a wide wavelength range from visible to NIR.

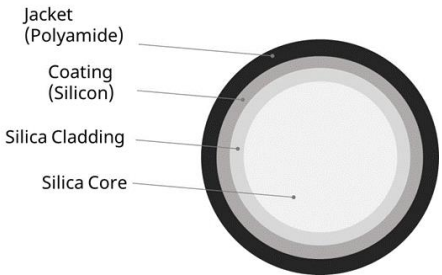
Please contact us about FEP, PFA, and other types of coatings. Polyimide (PI) coated large core fibers are also available as a high heat resistant type. FJK is able to manufacture various types of large core fibers according to customer specifications, from design and prototyping to mass production. Please contact us for more information.



Features

- High power transmission
- Good mechanical Strength

Specifications

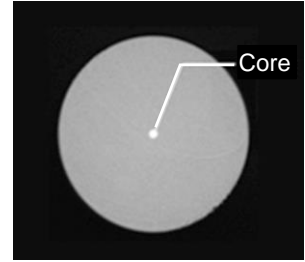
Description	G.200/250	G.400/500	G.600/750	G.800/1000
Core Diameter (μm)	200 ± 10	400 ± 20	600 ± 30	800 ± 40
Cladding Diameter (μm)	250 ± 12.5	500 ± 25	750 ± 37.5	1,000 ± 50
Jacket Diameter (μm)	900 ± 100	1,100 ± 100	1,400 ± 100	1,700 ± 100
Minimum Bending Radius (mm)	50	100	150	200
Refractive Index Profile	GI			
Core / Cladding Material	GeO ₂ - SiO ₂ / SiO ₂			
Coating / Jacket Material	Silicone / Polyamide			
NA	0.21 ± 0.02			
Operation Temperature (°C)	-20 - 60			
Jacket Color	Black			
Cross-section image				



Contact us

Single Mode fiber (850 nm band)

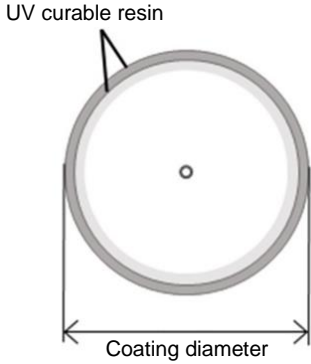
Fujikura fibers have a structure suitable for fusion splicing and optical connectors based on fiber design and manufacturing technologies developed over many years.



Features

- 850 nm band single mode fiber
- RCHA85-SM-U17C is 80 μm cladding diameter and High refractive index type.
- RoHS compliant

Specifications

	SM85-SM-U25D	RCHA85-SM-U17C
Wavelength band	850 nm band	
Mode field diameter (μm)	5.5 ± 1.0 @ 850 nm	3.5 ± 0.5 @ 850 nm
Concentricity error (μm)	≤ 0.7	≤ 1.0
Cladding diameter (Major diameter) (μm)	125 ± 1	80 ± 1
Attenuation (dB/km)	≤ 3.0 @ 850 nm	
Cutoff wavelength (μm)	≤ 0.78	0.65 – 0.80
Minimum bending radius	1% proof test level : R30 mm (*1) 2% proof test level : R20 mm	
Coating material	UV curable resin	
Coating diameter (μm)	245 ± 15	
Cross-section image		

*1. 1% proof test level is standard. 2% proof test level is available, and code '-H' is added at the end of the product name.
(e.g., SM85-SM-U25D-H)



Contact us